

This book belongs to



Contents

Colours	01
---------	----

Shapes	06
--------	----

English	12
---------	----

Maths	25
-------	----




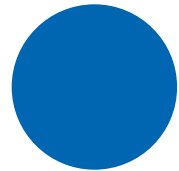





G.K.	37
------	----






Colours

Match each object with the same colour circle at the right.















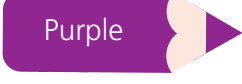



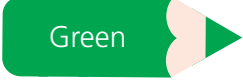

Colours

Colour the candies as indicated by their wrappers.



Colours

























Identify the colour formed by mixing each pair of colours. Colour the given space with it.

	+		=	
	+		=	
	+		=	
	+		=	
	+		=	
	+		=	







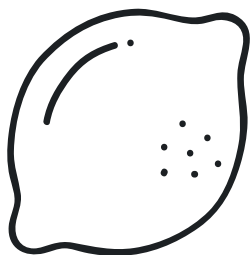



Colours

Identify the colour of each fruit or vegetable and circle the correct option.


Colours

Colour only the yellow and red fruits.







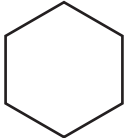

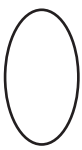





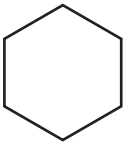

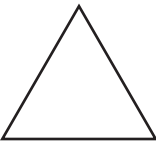

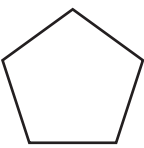

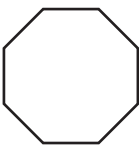



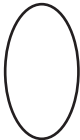






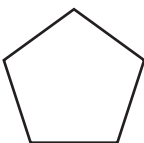
Shapes

Colour only the circles.















Shapes

In the right panel, identify the shape shown at the extreme left and colour it.




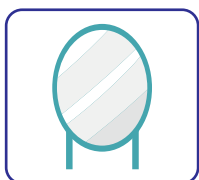
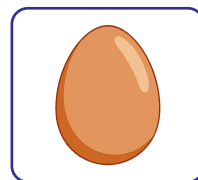
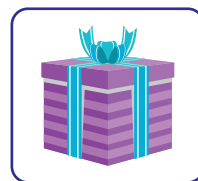
Shapes

In each group, circle the object that is similar to the shape shown at the extreme left.



Shapes

Match the objects of the same shape.



Shapes

Colour each shape as indicated.






Shapes

Match the shapes to the number of sides they have.




3



8



5



6



4

English

Colour the letter Aa.



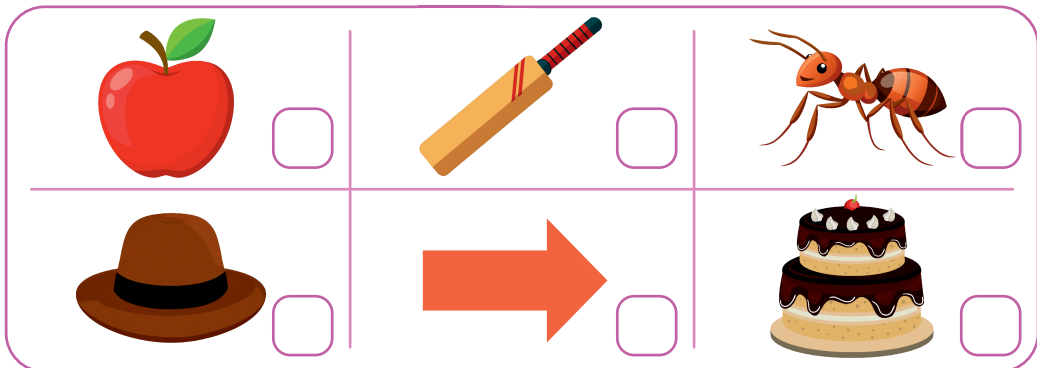
Circle the uppercase and lowercase Aa.

A e B h M k h
 G a A E a m H
 L C e m k K i
 a C K f L A H

Trace and write the letter Aa.




Tick the pictures whose names begin with the letter Aa.



English

Colour the letter Bb.



Circle the uppercase and lowercase Bb.


k D B e L B
 e F A E b m
 M e a b d H
 b B F f K D

Trace and write the letter Bb.

B B B B


b b b b

Tick the pictures whose names begin with the letter Bb.



English

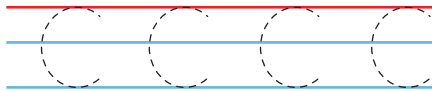
Colour the letter Cc.



Circle the uppercase and lowercase Cc.

j H d C e b
 c m b c F E
 B B L k J C
 F C K b c f

Trace and write the letter Cc.



Tick the pictures whose names begin with the letter Cc.


☐

☐

☐

☐

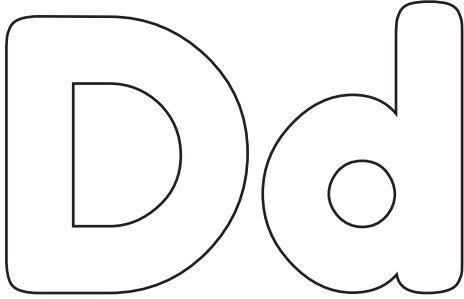
☐

☐



English

Colour the letter Dd.



Circle the uppercase and lowercase Dd.


c m b c d E
D d F E c m
L b D C B D
a H d C e b

Trace and write the letter Dd.

D D D D D

d d d d

Tick the pictures whose names begin with the letter Dd.



English



Colour the letter Ee.



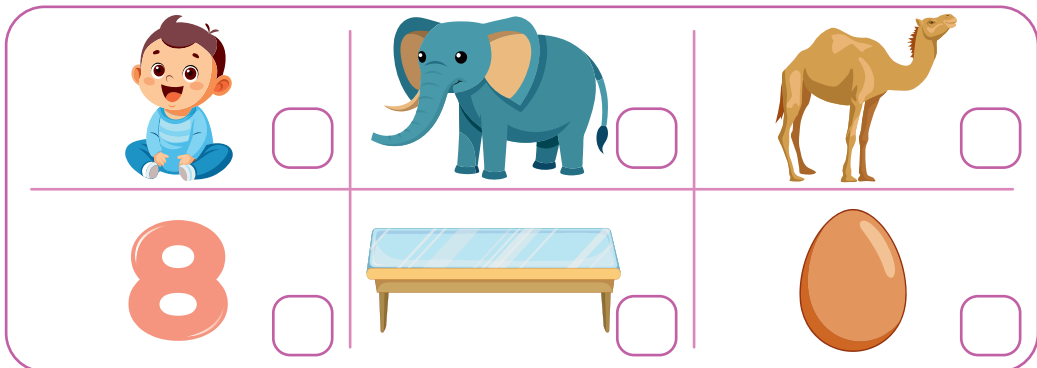
Circle the uppercase and lowercase Ee.

L D d e m b
 m J c h E F
 e E j L b G
 b g e a H E

Trace and write the letter Ee.




Tick the pictures whose names begin with the letter Ee.





English



Colour the letter Ff.



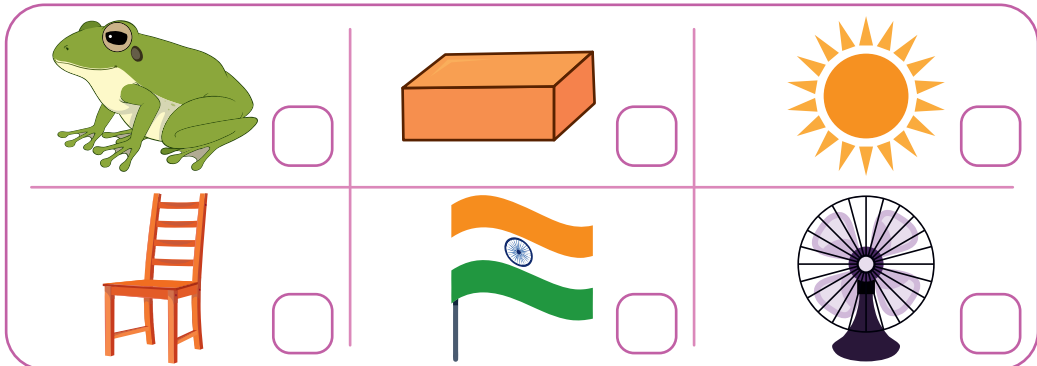
Circle the uppercase and lowercase Ff.

b D f e F L
F G E h c m
G f b L B f
E g H F e b

Trace and write the letter Ff.



Tick the pictures whose names begin with the letter Ff.



English

Colour the letter Gg.



Circle the uppercase and lowercase Gg.

G	f	G	L	B	D
F	g	H	F	e	G
M	L	f	e	F	f
E	m	g	h	c	g

Trace and write the letter Gg.

G G G G

g g g g

Tick the pictures whose names begin with the letter Gg.


☐

☐

☐

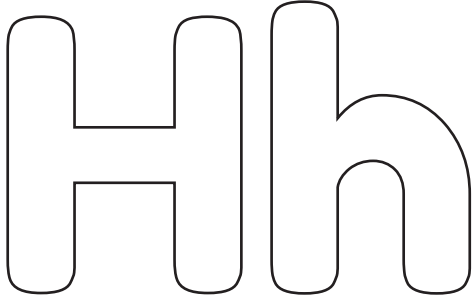
☐

☐

☐

English



Colour the letter Hh.




Circle the uppercase and lowercase Hh.

B	B	L	k	h	J
G	m	b	H	F	E
a	H	d	C	e	b
h	I	h	b	c	H

Trace and write the letter Hh.




Tick the pictures whose names begin with the letter Hh.





English

Colour the letter Ii.



Circle the uppercase and lowercase Ii.



F G c h I m
i I d e m L
G E B L b i
M i g I H b

Trace and write the letter Ii.

I	i				
---	---	--	--	--	--


I	i				
---	---	--	--	--	--

Tick the pictures whose names begin with the letter Ii.

		
<input type="checkbox"/>	<input type="checkbox"/>	<input type="checkbox"/>
		
<input type="checkbox"/>	<input type="checkbox"/>	<input type="checkbox"/>

English


Colour the letter Jj.



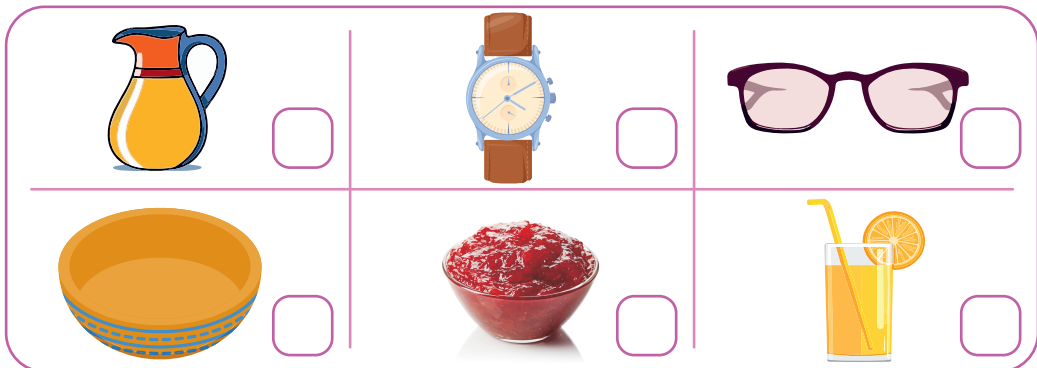
Circle the uppercase and lowercase Jj.

b j f J K L
M G E j c m
J f b L B f
E g j I e J

Trace and write the letter Jj.



Tick the pictures whose names begin with the letter Jj.





English



Colour the letter Kk.



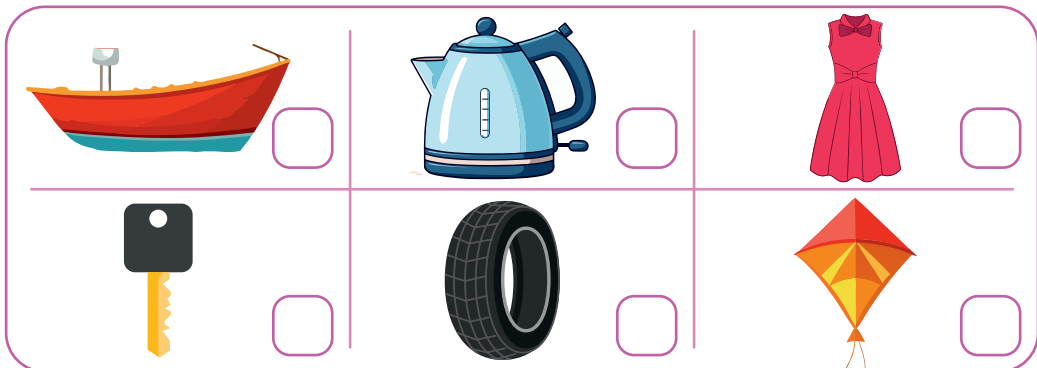
Circle the uppercase and lowercase Kk.

K	m	b	k	d	E
D	I	F	E	c	k
M	b	K	C	B	D
a	k	i	g	K	A

Trace and write the letter Kk.



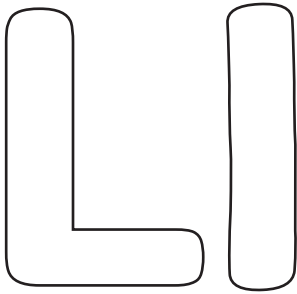
Tick the pictures whose names begin with the letter Kk.





English



Colour the letter LI.




Circle the uppercase and lowercase LI.

D e B h F L h
G I A E a m I
L C J I k K i
a B K f L A H

Trace and write the letter LI.



Tick the pictures whose names begin with the letter LI.



English

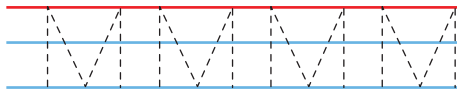
Colour the letter Mm.




Circle the uppercase and lowercase Mm.

k m B e L J
h F A M b m
m f a b d l
b I M A K M

Trace and write the letter Mm.





Tick the pictures whose names begin with the letter Mm.





Maths


Count the objects and circle the correct number.

	1 2 3 4 5
---	-----------

	1 2 3 4 5
---	-----------

	1 2 3 4 5
--	-----------

	1 2 3 4 5
---	-----------

	1 2 3 4 5
---	-----------

Maths

Colour the correct number of fruits.


6



5



8




7



4




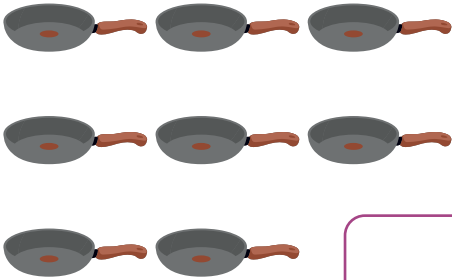




9



Maths

Count the objects and write the number in the space given.


 <input type="text"/>	 <input type="text"/>
 <input type="text"/>	 <input type="text"/>
 <input type="text"/>	 <input type="text"/>

Maths

Match the group of objects to the correct number.

☐☐

3

☐☐


6

☐☐

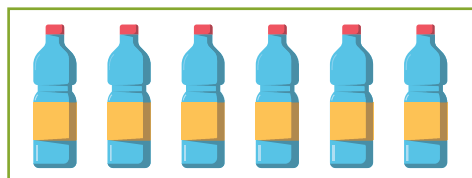
5

☐☐

9

☐☐



10

☐☐

7


Maths

Shade the numbers 1 to 10 in the correct order to help the cat reach the fish.

2	3	6	1		
4	2	5	2		
7	0	2	3	4	5
5	8	4	8	7	6
		10	9	2	9
		7	4	8	4


Maths

Follow the code and colour the picture.




Maths

Count the candies and tick the correct number.




12 14 20

☐ ☐ ☐




11 16 13

☐ ☐ ☐




19 17 18

☐ ☐ ☐




12 15 11

☐ ☐ ☐



13 19 17

☐ ☐ ☐



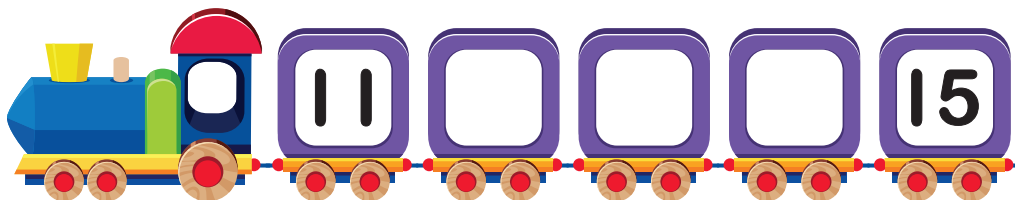




11 20 12

☐ ☐ ☐


Maths

Fill in the missing numbers.



Maths

Fill in the missing numbers.



Maths

Identify the missing numbers and write them beside the correct pictures.

1	2		4	5
6	7	8		10
	12	13		15
16		18	19	



=



=



=



=



=



=

Maths

Circle the number that is different in each group.

5 5 5 7 5

11 11 13 11 11

12 19 19 19 19

2 2 2 2 3

16 15 16 16 16


12 12 12 20 12

18 13 13 13 13

8 8 9 8 8

Maths


Colour the single-digit numbers orange
and double-digit numbers green.









G.K.

Match the images with the correct flags.





G.K.

In each set of given colours, circle only those that are present in the corresponding flag.



G.K.

Match the leaders to their mirror images.



G.K.

Circle the object or colour of outfit worn by each leader.